

INSTALLATION

Installation in a tall cabinet

The distance between the rear of the installed oven and the contact wall must be a minimum of 10 mm (0.4"). To lift the oven, use the lateral holes on the sides of the appliance (see arrow, Fig. A). The kitchen cabinet in contact with the oven must be heat-resistant up to 90 °C and the adjacent units on the front side up to a minimum of 70 °C. of the appliance.

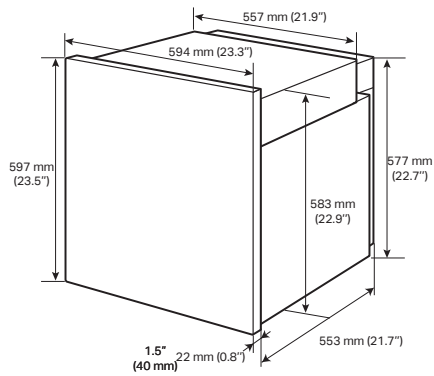


FIG. A

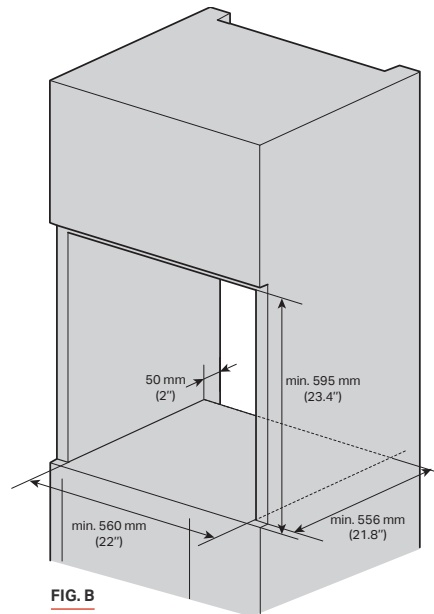
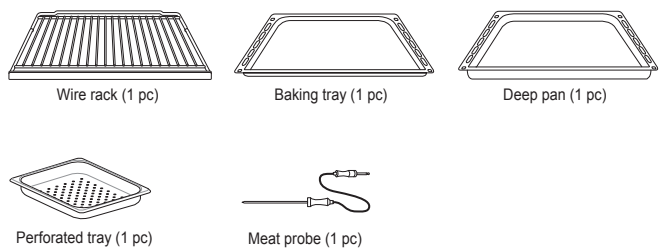
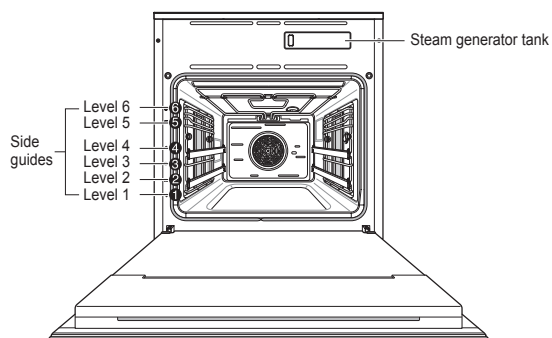


FIG. B

NOTE

Levels 5 and 6 are primarily used for grill functions.

Included Accessories



SKSOV2421MS	EAN: 8806084782519
Interior coating	Blue porcelain enamel
Display	LCD TFT colour 7"
Wi-Fi enabled for SmartThinQ® control with iOS/Android app	●
Cook Mode	(18) Hot air, Eco Hot Air, Static, Fan Assisted, Pizza, Roasting, Light Roast, Rapid Heat Roast+, Small Grill, Large Grill, Proof, Keep Warm, Defrost, Warm Up, Bottom Heat, 100% Steam, Sous Vide, Steam-assist
"Gourmet Chef" automatic programs	20
Automatic opening handle-less door	●
Soft Open	●
Motion Sensor	●
Mood light (red)	●
External steam generation	●
Cooking with 100% steam with temperature regulation to C°	●
Sous-vide	●
Descaling	●
Drying	●
Water tank capacity	1 L
LED Interior Lighting	●
Speed clean	●
Door material	Opaque glass
Accessories included	2 telescopic guides, 1 wire grille, 1 deep pan, 1 baking tray, 1 perforated tray
Temperature probe	●
Energy label	
Energy efficiency class	A+
Cavity size	70 L
Energy consumption for conventional cycle (kW/h)	0,94
Energy consumption for fan assisted cycle (kW/h)	0,69
Power consumption kW	3,5
Technical Specifications	
Circuit breaker	20 A
Required power supply	230 V, 50 Hz
Plug type	F Type
Power supply type	Electrical
Net weight	55 kg
Shipping weight	67 kg