

# UC2D90PO

90 cm, TRIMODE, PREMIUM, 2D Model

BUILT-IN

UNDERCOUNTER® SERIE

*Fhiaba*



## FEATURES

- Made in Italy
- Aisi 304 stainless steel body
- Stainless steel interior finish
- Aisi 304 stainless steel anti-bacteria interior
- Optiview: multi - LED light array (top interior) provides excellent illumination to the entire interior
- Soft close drawer
- Smart OLED display
- Acoustic and visual signals
- Total no frost 100% automatic system
- Insulated variable speed compressor maintains temperature with low vibration
- Sabbath mode
- Front and rear adjustable feet up to 25 mm
- TriMode™: Total Flexibility, make the bottom drawer a refrigerator, fresh food space, or freezer with the control menu

## GENERAL PROPERTIES

Reversible door	NO
Equilance Hinge	NO
Soft-Closing Glides	YES
Low Vibration	YES
OptiView (Led Light Spots)	YES
Shelves	
Type Of Shelves	N/A
Door Bins	
Fridge Interior Drawers	
Freezer Drawers	2
Full Extension Shelves 90° Door Opening	NO
Full Extension Drawers 90° Door Opening	NO
Defrost Process	AUTOMATIC
Ice Maker With Water Filter	NO
Door Open Alarms	YES
Shopping Fridge	NO
Shopping Freezer	YES
Power Failure Alert	YES
Humidity control	NO
Active carbon filter	NO
Air filter control	NO

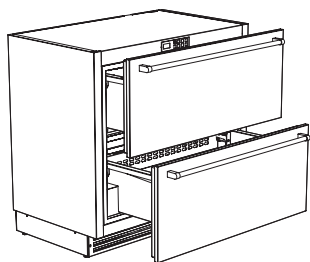
# UC2D90PO

90 cm, TRIMODE, PREMIUM, 2D Model

BUILT-IN


UNDERCOUNTER® SERIE

## PRODUCT DETAIL



# Fhiaba

2D



2BD | 1M

BD = drawer

M = separate microclimates

### CAPACITY

Volume Compartment 1 (L)	175
Volume Compartment 2 (L)	N/A
Volume Compartment 3 (L)	N/A
Total Net Volume (L)	175
Total Gross Volume (L)	177
Compartment 1 / Upper wine cellar capacity (bottles)	
Compartment 2 / Lower wine cellar capacity (bottles)	
Undercounter glass shelf capacity (cans)	
Undercounter drawer capacity (cans)	
Undercounter bottom wooden bottle holder (bottles)	

### TECHNICAL DETAILS

Total absorbed current (A)	2
Voltage (V)	220-240V
Frequency (Hz)	50/60 Hz
Power Cord Length (mm)	2
Plug Type	Tipo F (Schuko) 16A IEC13
Climatic class	N/A
Noise level (dB)	41
Refrigerant (gas)	R600a
Water connection / female attachment	N/A

### EFFICIENCY

New Energy Label class	F
Energy consumption (kWh/year)	276

### DIMENSIONS & WEIGHT

Height of the product (closed weels) (mm)	865
Adjustable feet height (mm)	25
Width of the product (mm)	898
Depth of Product without handle (mm)	576
Wall cavity height (mm)	870
Wall cavity width (mm)	900
Wall cavity depth (mm)	600
Net Weight (kg)	85
Gross Weight (kg)	100

### TEMPERATURE RANGES

Climatic compartments	1
Compartment 1 / Upper temperature (°C)	from N/A to N/A
Compartment 2 / Middle temperature (°C)	from N/A to N/A
Low temp zone	NO
Compartment 3 / Low temperature (°C)	from 8 to -22
Dual zone	NO

### ACCESSORIES

- Cleaning kit
- Painting

# UC2D90PO

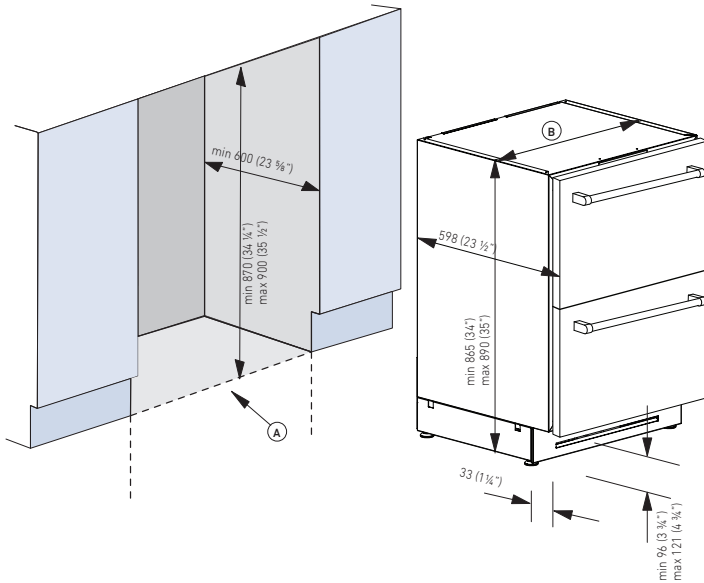
90 cm, TRIMODE, PREMIUM, 2D Model

BUILT-IN

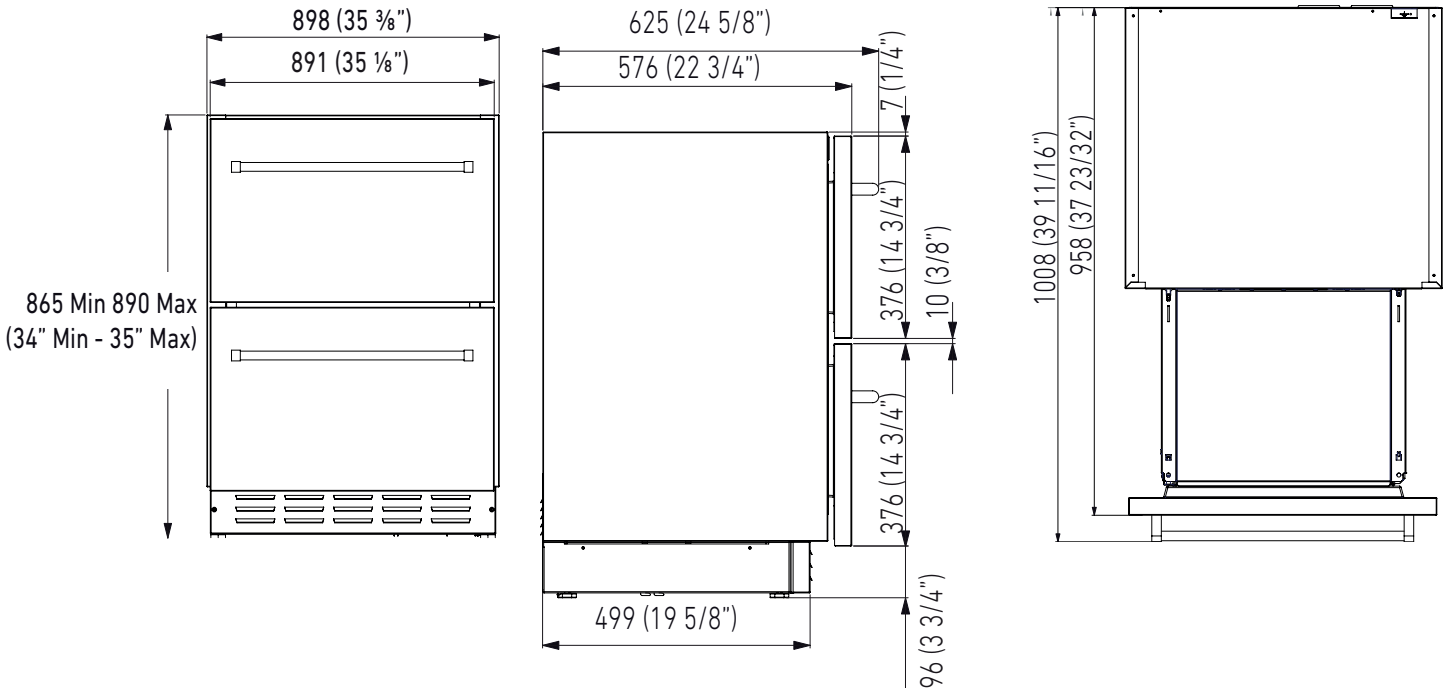
UNDERCOUNTER® SERIE

## PRODUCT SPECIFICATIONS AND DIMENSIONS

*Fhiaba*



TECHNICAL DATA	
Niche Width <b>A</b> (mm)	900
Unit Width <b>B</b> (mm)	898
Unit Width with lateral frames <b>C</b> (mm)	898



**i** For installation specifications, please consult with Fhiaba. For optimum installation, we recommend using the actual product as the best guide.

**i** Based on the adjustment of the feet and the height of the panel from the floor, the customer defines the perforated plinth to be installed on the equipment.

# UC2D90PO

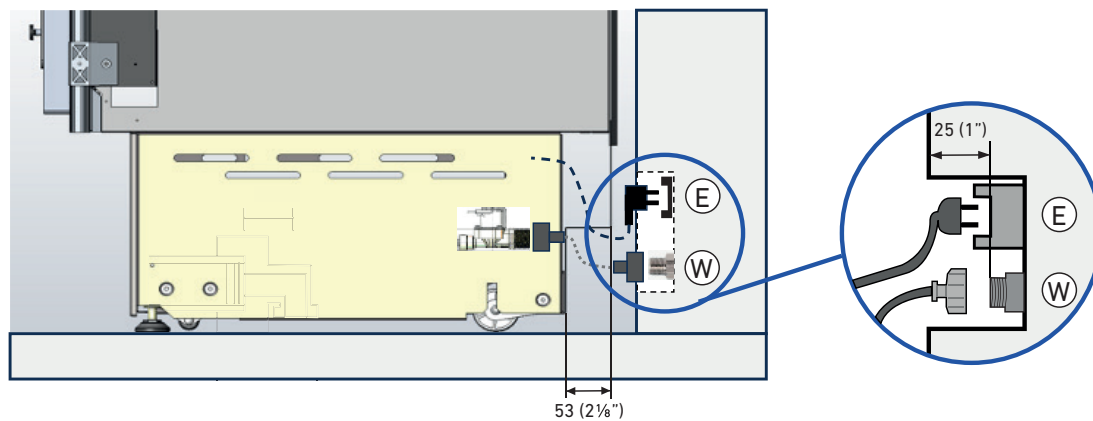
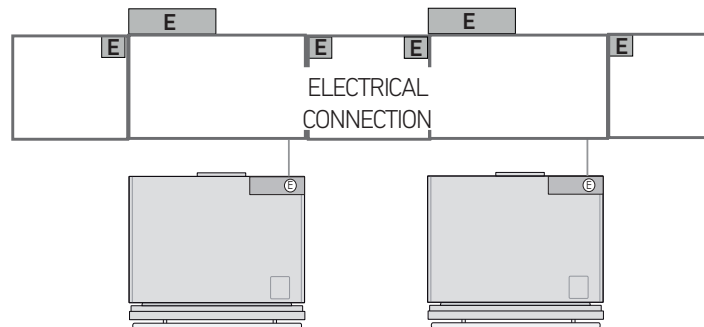
90 cm, TRIMODE, PREMIUM, 2D Model

BUILT-IN

UNDERCOUNTER® SERIE


*Fhiaba*

## Electrical Connection



Electrical and water connections (if applicable) should be reachable without having to uninstall the appliance. If the connections must be made directly behind the appliance then it is recommended to recess those connections.

**IMPORTANT:** do not put the water shut-off valve behind the appliance where it will be inaccessible.

 For installation specifications, please consult with Fhiaba. For optimum installation, we recommend using the actual product as the best guide.

     
[www.fhiaba.com](http://www.fhiaba.com)