



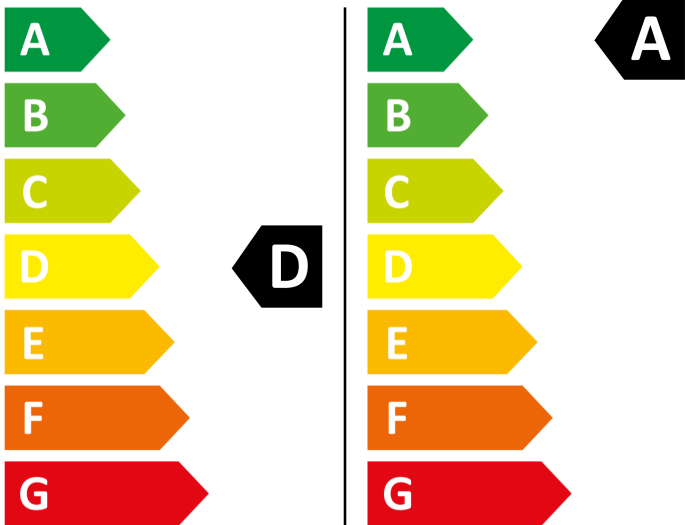
ENERG



Miele

WTD165 WPM

8/5 kg



🚰 266 kWh / 100🔄

💧 47 kWh / 100🔄

5,0 kg



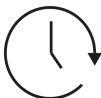
8,0 kg

68 L



47 L

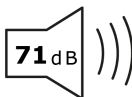
6:29



3:39



A **B** CDEFG



A **B** C D