



# ENERG



Miele

G 7222 SCi

Selection



A



A



B



C



D




E

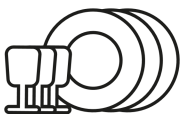


F



G

**54** kWh / 



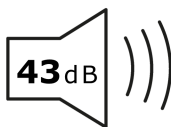
**14** x



**8,4** L



**3:50**



**43** dB

A**B**CD